

































## Maldon District - educational outcomes in 2016 and 2017

Measure	Maldon						Essex			England		
	Performance			District Rank			2016	2017	Change	2016	2017	Change
	2016	2017	Change	2016	2017	Change						
EYFS - % good level of development	73	76	 3	4	4	↔ 0	72	74	 2	69	71	 2
Year 1 Phonics - % required level	79	82	 3	10	7	▲ 3	81	82	 1	81	81	0
KS1 Reading - % at least expected standard	79	79	 0	4	5	▼ -1	77	78	 1	74	76	 2
KS1 Writing - % at least expected standard	68	71	 3	6	6	↔ 0	68	70	 2	65	68	 3
KS1 Maths - % at least expected standard	76	77	 1	4	5	▼ -1	74	76	 2	73	75	 2
KS2 Reading - % at least expected standard	67	73	 6	7	7	↔ 0	67	74	 7	66	72	 6
KS2 Writing - % at least expected standard	74	80	 6	11	3	▲ 8	76	78	 2	74	76	 2
KS2 Maths - % at least expected standard	68	78	 10	11	5	▲ 6	71	77	 6	70	75	 5
KS2 RWM - % at least expected standard	54	64	 10	8	7	▲ 1	56	63	 7	53	61	 8
KS1-2 progress score in Reading	-0.1	-0.7	 -0.6	8	9	▼ -1	-0.1	-0.2	 -0.1	0.0	0.0	0.0
KS1-2 progress score in Writing	0.3	0.0	 -0.3	7	7	↔ 0	0.5	0.1	 -0.4	0.0	0.0	0.0
KS1-2 progress score in Maths	-0.3	-0.2	 0.1	10	6	▲ 4	0.1	-0.2	 -0.3	0.0	0.0	0.0
KS4 - attainment8	52.2	TBC		5	TBC		50.4	TBC		48.5	TBC	
KS4 - progress8	0.19	TBC		1	TBC		0.00	TBC		-0.03	TBC	
KS4 - % 9 to 4 grades in English & Maths	n/a	TBC		n/a	TBC		n/a	TBC		n/a	TBC	
KS4 - % entered for English Baccalaureate	45.3	TBC		3	TBC		38.0	TBC		36.8	TBC	
KS4 - % achieving English Baccalaureate	26.8	TBC		4	TBC		23.4	TBC		23.1	TBC	

\* primary phase attainment measures rounded to the nearest whole percentage point